

DREMEL®

VERSATILE TOOL SYSTEMS™

2011-2012



DREMEL®



INDEX

Tools That Perform When the Other Tools Won't.

A comment we hear frequently is, "The only way I could have done it was with a Dremel tool." The Dremel tool attributes of compact size, versatility, precision, and superior ergonomics are perfect for working in tight spaces, making one tool do many things, finishing the last detail, and doing it all with a comfortable tool. The Dremel brand versatile tool systems make your large or small project a success.

ROTARY TOOLS

Corded	1-10
Cordless.....	11-18
Attachments.....	19-24
Accessories.....	25-40



Call for Your Free Dremel DVD
1(800) 437-3635

OSCILLATING TOOLS

Multi-Max™ Corded	41-46
Multi-Max™ Cordless.....	47-48
Accessories.....	49-52
Attachments.....	52

SPECIALTY TOOLS

Saw-Max™	
Tool System.....	53-58
Trio™ Tool System.....	59-64
VersaTip™ and	
Accessories.....	65
Engraver and	
Accessories.....	65



Customer Support

Answering questions for consumers about our tools is accomplished by a well-prepared staff known as the Dremel Experts. With nearly 650 total years of combined work experience, the Dremel Experts are ready to serve you. Call:

1-800-4-DREMEL (1-800-437-3635) USA.
1-888-285-3476 CANADA.
www.dremel.com

ROTARY TOOLS



DREMEL®

THE MAKERS OF VERSATILE
TOOL SYSTEMS™

WHAT IS A ROTARY TOOL?

Rotary tools are hand held power tools that use high-speed and low torque to undertake a variety of useful tasks with control and precision. Since AJ Dremel invented the first rotary tool over 80 years ago, no other brand has worked harder to bring users a more complete and innovative system of rotary tools, accessories and attachments. Over the years Dremel rotary tools have become the gold standard in versatility, performance, and quality by which all other rotary tools are judged.

ROTARY TOOL OVERVIEW **CORDED**



Model	4000	3000	200SERIES	100SERIES
Amps	1.6	1.2	1.15	1.15
Speed Range	5,000 through 35,000 RPM	5,000 through 32,000 RPM	15,000 and 35,000 RPM	35,000 RPM
Electronic Feedback Control	Yes	No	No	No
Number of Speeds	Variable	Variable	2	1
Soft Grip	Yes	Yes	No	No
Grip Style	In-line	In-line	In-line	In-line
Separate On/Off Speed Control	Yes	No	No	No
Accepts High Performance Attachments	Yes	No	No	No
Weight [oz.]	22.5	20.0	18.0	18.0
Warranty	5 year	4 year	3 year	2 year

TOOL VERSATILITY LEVELS

4000	<p>High</p> <p>Variable Speed</p>	Can be used with all Dremel accessories and attachments
3000	<p>Intermediate</p> <p>Variable Speed</p>	Can be used with all Dremel accessories and attachments except MS400 and PL400 attachments
200SERIES	<p>Basic +</p> <p>Two Speed</p>	Can be used with all Dremel accessories and attachments except MS400 and PL400 attachments
100SERIES	<p>Basic</p> <p>Single Speed</p>	Can be used with most Dremel accessories and a selection of attachments

ROTARY TOOL OVERVIEW **CORDLESS**



Model	8200	10.8V*	STYLUS*	7.2V*	4.8V*
Voltage	10.8	10.8	7.2	7.2	4.8
Battery Type	Lithium Ion	Lithium Ion	Lithium Ion	Ni Cd	Ni Cd
Speed Range	5,000 through 30,000 RPM	5,000 through 35,000 RPM	5,000 through 25,000 RPM	10,000 and 20,000 RPM	6,500 and 13,000 RPM
Electronic Feedback Control	No	No	No	No	No
Number of Speeds	Variable	Variable	Variable	2	2
Soft Grip	Yes	Yes	Yes	No	No
Grip Style	In-line	In-line	Pistol	In-line	In-line
Separate On/Off Speed Control	Yes	No	Yes	No	No
Accepts High Performance Attachments	Yes	No	No	No	No
Weight [oz.]	22.0	14.0	9.0	12.0	9.0
Warranty	2 year	2 year	2 year	2 year	2 year

TOOL VERSATILITY LEVELS

8200	<p>High</p> <p>Variable Speed</p>	Can be used with all Dremel accessories and attachments
10.8V*	<p>Intermediate</p> <p>Variable Speed</p>	Can be used with all Dremel accessories and attachments except MS400 and PL400 attachments
STYLUS* 7.2V*	<p>Basic +</p> <p>Two Speed</p>	Can be used with most Dremel accessories and a selection of attachments
4.8V*	<p>Basic</p> <p>Two Speed</p>	Can be used with most Dremel accessories and no attachments



DREMEL 4000

Does it All, Better.™

5
YEAR

Limited
Warranty

Versatility



High-Performance Motor **Separate On/Off Switch**

For maximum performance at all speeds.

Retains speed setting for ease of use.

Variable Speed

For greater versatility. Controls do not interfere with grip.

Quick Collet Lock

For fast accessory changes.

Electronic Feedback

Maintains speed under load.

Pencil Grip

Closer to bit for greater control.

360° Grip Zone

With soft grip for comfort and control.

Replaceable Motor Brushes

For longer motor life.

EZ TWIST™

Nosecap wrench for fast accessory changes.



Faster Accessory Changes – Easy As 1, 2, 3



4000 KIT 4000 - 6/50

- 4000 High Performance Rotary Tool, Planer, Flex Shaft, Circle Cutter, Sanding/Grinding Guide, Cutting Guide, Detail Nose Piece, Lawn Mower and Garden Tool Sharpener
- Storage Case, Accessory Case, Product Reference Sheet, Wrench, 1/8" Collet



50 ASSORTED ACCESSORIES

- Carving/Engraving - 107, 191, 194
- Grinding/Sharpening - 541, 932, 8193, 84922
- Cutting - 420 (x4), 540, 561, ez409, ez456 (x2), ez476 (x2)
- Cleaning/Polishing - 405, 414 (x3), 421, 428, 429, 442, ez423
- Sanding - 407, 408 (x2), 411 (x2), 412 (x2), 413 (x2), 432 (x2), 445 (x2), ez511, ez512
- Miscellaneous - 150, 401, 402, 481, ez402

4000 KIT 4000 - 3/34

- 4000 High Performance Rotary Tool, Detailer's Grip, Sanding/Grinding Guide, Cutting Guide
- Storage Case, Accessory Case, Product Reference Sheet, Wrench, 1/8" Collet



34 ASSORTED ACCESSORIES

- Carving/Engraving - 107
- Grinding/Sharpening - 932, 8193, 84922, 85602
- Cutting - 420 (x2), 540, 561, EZ456
- Cleaning/Polishing - 403, 414 (x3), 421, 428, 429 (x2)
- Sanding - 407, 408, 411 (x2), 412, 413, 432 (x3), 445 (x2)
- Miscellaneous - 150, 401, 402, 481, EZ402

4000 KIT 4000 - 2/30

- 4000 High Performance Rotary Tool, Sanding/Grinding Guide, Circle Cutter
- Storage Case, Accessory Case, Product Reference Sheet, Wrench, 1/8" Collet



30 ASSORTED ACCESSORIES

- Carving/Engraving - 191
- Grinding/Sharpening - 541, 932, 84922
- Cutting - 420 (x2), 426 (x2), 561
- Cleaning/Polishing - 403, 414, 421, 428, 429
- Sanding - 407, 408 (x3), 411 (x3), 412 (x2), 413 (x2), 432 (x2), 445 (x2)
- Miscellaneous - 401, 402

CORDED ROTARY TOOLS



DREMEL 3000

Does it Better.™

4
YEAR
Limited
Warranty

Versatility



Variable Speed Switch
For greater versatility.

Ball Bearing Universal Motor
Runs cool and smooth under load.

Replaceable Motor Brushes
For longer motor life.



 **EZ TWIST™**
Nosecap wrench for fast accessory changes.



3000 KIT 3000 - 1/24

- 3000 Series Variable Speed Rotary Tool, Sanding/Grinding Guide, EZ Twist Nosecap Wrench
- Storage Case, Accessory Case, Product Reference Sheet
- Wrench, 1/8" Collet

24 ASSORTED ACCESSORIES

- Carving/Engraving - 191
- Grinding/Sharpening - 932, 952, 85422
- Cutting - 426 (x2)
- Cleaning/Polishing - 403, 414 (x2), 421, 428, 429
- Sanding - 407, 408, 430, 432 (x2), 438, 445 (x2), 446
- Miscellaneous - 401, 402, 415



3000 KIT 3000 - 2/28

- 3000 Series Variable Speed Rotary Tool, Sanding/Grinding Guide, Cutting Guide, EZ Twist Nosecap Wrench
- Storage Case, Accessory Case, Product Reference Sheet
- Wrench, 1/8" Collet

28 ASSORTED ACCESSORIES

- Carving/Engraving - 107, 191, 7144
- Grinding/Sharpening - 932, 952, 953, 84922
- Cutting - 426 (x2), 561
- Cleaning/Polishing - 403, 414 (x3), 421, 428, 429 (x2)
- Sanding - 407, 408 (x2), 432 (x2), 445 (x2)
- Miscellaneous - 401, 402, 415



CORDED ROTARY TOOLS



DREMEL[®] 200 SERIES

3
YEAR

Limited
Warranty



Versatility



Replaceable Motor Brushes

For longer motor life.

Ball Bearing Universal Motor

Runs cool and smooth under load.

200 SERIES KIT 200 - 1/15

- Two-Speed Rotary Tool, Lawn Mower and Garden Tool Sharpener
- Corrugated Storage Case, Product Reference Sheet
- Wrench, 1/8" Collet



15 ASSORTED ACCESSORIES

- Carving/Engraving - 194
- Grinding/Sharpening - 932, 8193, 83322
- Cutting - 420, 426
- Cleaning/Polishing - 421, 422, 425, 429
- Sanding - 407, 408, 432
- Miscellaneous - 401, 402

200 SERIES KIT 200 - 1/21

- Two-Speed Rotary Tool, Cutting Guide
- Corrugated Storage Case, Product Reference Sheet
- Wrench, 1/8" Collet



21 ASSORTED ACCESSORIES

- Carving/Engraving - 194
- Grinding/Sharpening - 932, 8193, 83142, 84922
- Cutting - 420, 426, 561
- Cleaning/Polishing - 414 (x2), 421, 422, 425 (x2), 429 (x2)
- Sanding - 407, 432, 445
- Miscellaneous - 401, 402, 415



DREMEL[®] 100 SERIES

2
YEAR

Limited
Warranty

Versatility



100 SERIES KIT 100 - N/7

Ideal for sanding, carving and drilling.

- Single-Speed Rotary Tool
- Product Reference Sheet
- Wrench, 1/8" Collet



7 ASSORTED ACCESSORIES

- Grinding/Sharpening - 932, 84922
- Cutting - 420
- Sanding - 407, 432
- Miscellaneous - 402, 415



CORDLESS ROTARY TOOLS



DREMEL® 8200

Does it All, Unplugged.™

2
YEAR

Limited
Warranty

Versatility



Variable Speed: 5,000-30,000 RPM

Corded performance in a cordless tool for greater versatility. Controls do not interfere with grip.

Separate On/Off Switch

Retains speed setting for ease of use.

Quick Collet Lock

For fast accessory changes.

High-Performance Motor

For maximum performance at all speeds.

360° Grip Zone

With soft grip for comfort and control.



CORDLESS 12V^{MAX} HIGH PERFORMANCE ROTARY TOOL ACCESSORIES

12V^{MAX} Lithium-Ion
Battery Pack



875

12V^{MAX} 1-Hour Lithium-Ion
Battery Charger



876



WHY LITHIUM-ION?

More Power in a Smaller Size. Lithium-Ion technology delivers more power in a smaller size and with less weight than conventional Ni-Cd batteries.

Always Ready. When in storage, battery holds a charge **6X** longer than standard Ni-Cd batteries.

No Memory Effects. Lithium-Ion batteries can be recharged at any time without reducing charge capacity or run time.



8200 KIT 8200 - 1/28

- 8200 Cordless 12V^{MAX} High Performance Rotary Tool, Cutting Guide
- 1-Hour Battery Charger, 12V^{MAX} Lithium-Ion Battery Pack (1)
- Storage Case, Accessory Case, Product Reference Sheet
- Wrench, 1/8" Collet



28 ASSORTED ACCESSORIES

- Carving/Engraving - 191
- Grinding/Sharpening - 541, 932, 8193, 84922,
- Cutting - 420 (X2), 561, EZ456
- Cleaning/Polishing - 414 (X2), 421, 425, 429
- Sanding - 407, 408 (X3), 411 (X2), 432 (X3), 445 (X2)
- Miscellaneous - 401, 402, EZ402

8200 KIT 8200 - 2/28

- 8200 Cordless 12V^{MAX} High Performance Rotary Tool, Right Angle Attachment, Cutting Guide
- 1-Hour Battery Charger, 12V^{MAX} Lithium-Ion Battery Packs (2)
- Storage Case, Accessory Case, Product Reference Sheet
- Wrench, 1/8" Collet



28 ASSORTED ACCESSORIES

- Carving/Engraving - 191
- Grinding/Sharpening - 541, 932, 8193, 84922,
- Cutting - 420 (X2), 561, EZ456
- Cleaning/Polishing - 414 (X2), 421, 425, 429
- Sanding - 407, 408 (X3), 411 (X2), 432 (X3), 445 (X2)
- Miscellaneous - 401, 402, EZ402

Includes
2 batteries

CORDLESS ROTARY TOOLS



DREMEL® 10.8V

2
YEAR
Limited
Warranty

Versatility



Variable Speed: 5,000 - 35,000 RPM

For precise control in a variety of materials and applications.

Small and Lightweight

For easier handling and less fatigue.

Soft Grip

Designed for superior control and balance.

Battery Fuel Gauge

Know when it's time to recharge.



10.8V KIT 8000-03

- 10.8V Lithium-Ion Cordless Rotary Tool
- 3-Hour Charger
- Compact Storage Case
- Wrench, 1/8" Collet

40 ASSORTED ACCESSORIES

- Carving/Engraving - 191
- Grinding/Sharpening - 541, 8193, 84922
- Cutting - 409 (x6), 420 (x2)
- Cleaning/Polishing - 414 (x4), 425 (x2), 429 (x3)
- Sanding - 407, 408 (x4), 411 (x10), 432 (x3)
- Miscellaneous - 150, 401, 402



10.8V LITHIUM-ION CORDLESS ROTARY TOOL ACCESSORIES

Lithium-Ion Battery Pack



855-02

Lithium-Ion Battery Charger



856-02

CORDLESS ROTARY TOOLS



DREMEL[®]STYLUS[™]

2
YEAR

Limited
Warranty

**Created to Fit Your Hand
and Your Lifestyle[™]**

- Always Ready
- Goes Everywhere



Versatility



Finger-Tip On/Off Switch

For one-handed operation.

Unique Contoured Grip

Designed for superior precision, control, and comfort in your hand.

Variable Speed 5,000 - 25,000 RPM

For precise control in a variety of materials and applications.

Shaft Lock

For quick accessory changes.

Rechargeable 7.2V Lithium-ion Battery

Holds a charge 2 years while in storage.

Docking Station Continually Charges

So the tool is always fully charged and ready to use.

Compact and Ultra-Lightweight



STYLUS KIT 1100 - N/25

- Dremel Stylus Rotary Tool
- Charging Base and Accessory Organizer
- Accessory Case, Product Reference Sheet
- Wrench, 1/8" Collet

25 ASSORTED ACCESSORIES

- Carving/Engraving - 105, 107, 191, 194
- Grinding/Sharpening - 932, 84922
- Cleaning/Polishing - 403, 414 (X4), 421, 425, 429 (X3)
- Sanding - 430, 431, 438 (X2), 446, 521E
- Miscellaneous - 401, 402, 481



CORDLESS ROTARY TOOLS



DREMEL® 7700

2
YEAR

Limited
Warranty

Versatility



7.2 Volts of Power

... goes anywhere.

Light and Compact

Easy to handle and fun to use — anywhere!

Removable battery pack

Continuous use to finish your projects.

Two Speeds

For control and accuracy.

3-Hour Charger

Quick battery recharge with LED light. Light indicates battery is correctly placed into the charger for proper charging.

7700 KIT 7700-02

- 7.2V Two-Speed Cordless Rotary Tool, Lawn Mower and Garden Tool Sharpener
- Corrugated Storage Case, Accessory Organizer, Product Reference Sheet
- 3-Hour Charger
- Wrench, 1/8" Collet

15 ASSORTED ACCESSORIES

- Carving/Engraving - 191
- Grinding/Sharpening - 932, 8193, 83322
- Cutting - 420, 426
- Cleaning/Polishing - 421, 422, 425, 429
- Sanding - 407, 408, 432
- Miscellaneous - 401, 402



7700 ACCESSORIES

7.2V Battery Pack

3-Hour Battery Charger



757-01



758-01



DREMEL® 7300

2
YEAR

Limited
Warranty

Versatility



4.8 Volts of Power

For light duty precision jobs.

Light and Compact

Easy to handle and fun to use — anywhere!

Removable battery pack

Continuous use to finish your projects.

Two Speeds

For control and accuracy.

3-Hour Charger

Quick battery recharge with LED light. Light indicates battery is correctly placed into the charger for proper charging.

7300 KIT 750-02

- 4.8V Two-Speed MINIMITE®
- 3-Hour Charger
- Wrench, 1/8" Collet

5 ASSORTED ACCESSORIES

- Grinding/Sharpening - 84922
- Cleaning/Polishing - 414
- Sanding - 407, 432
- Miscellaneous - 401



7300 ACCESSORIES

7.2V Battery Pack

3-Hour Battery Charger



755-01



756-01

ROTARY TOOL ATTACHMENT COMPATIBILITY KEY

TOOL MODEL NUMBER	ATTACHMENT MODEL NUMBER																						
	220	225	231	335	A550	565	566	568	575	A576	A577	670	675	677	678-01	A679-02	1453	2222	2500-01	MS400	PL400		
CORDED																							
4000	•	•	•	•	•	•	•	•	•	•	•	•	•	•	•	•	•	•	•	•	•	•	•
400	•	•	•	•	•	•	•	•	•	•	•	•	•	•	•	•	•	•	•	•	•	•	•
3000	•	•	•	•	•	•	•	•	•	•	•	•	•	•	•	•	•	•	•	•	•	•	•
300	•	•	•	•	•	•	•	•	•	•	•	•	•	•	•	•	•	•	•	•	•	•	•
398	•	•	•	•	•	•	•	•	•	•	•	•	•	•	•	•	•	•	•	•	•	•	•
395	•	•	•	•	•	•	•	•	•	•	•	•	•	•	•	•	•	•	•	•	•	•	•
285	•	•	•	•	•	•	•	•	•	•	•	•	•	•	•	•	•	•	•	•	•	•	•
275	•	•	•	•	•	•	•	•	•	•	•	•	•	•	•	•	•	•	•	•	•	•	•
200	•	•	•	•	•	•	•	•	•	•	•	•	•	•	•	•	•	•	•	•	•	•	•
100	•	•	•	•	•	•	•	•	•	•	•	•	•	•	•	•	•	•	•	•	•	•	•
CORDLESS																							
8200	•	•	•	•	•	•	•	•	•	•	•	•	•	•	•	•	•	•	•	•	•	•	•
800	•	•	•	•	•	•	•	•	•	•	•	•	•	•	•	•	•	•	•	•	•	•	•
770	•	•	•	•	•	•	•	•	•	•	•	•	•	•	•	•	•	•	•	•	•	•	•
750	•	•	•	•	•	•	•	•	•	•	•	•	•	•	•	•	•	•	•	•	•	•	•
1100	•	•	•	•	•	•	•	•	•	•	•	•	•	•	•	•	•	•	•	•	•	•	•

Use this chart to find out which attachments work with your tool. Adapters may be needed.

SHIELD KIT MODEL A550

Increased comfort from debris and sparks during cutting, grinding, sanding, and polishing applications.

- Easy to Use – Spring friction design allows for quick adjustment and accessibility to accessory.
- Compact for greater maneuverability.



4 ASSORTED ACCESSORIES

- Grinding/Sharpening - 8193
- Cutting - EZ456
- Cleaning/Polishing - 428
- Miscellaneous - EZ402

PLANER MODEL PL400

Refinish furniture, fix stuck doors and cabinets, chamfer sharp edges, fit wood flooring and more.

- High speed steel, precision-ground blade lasts up to 500 linear feet.
- 2-1/4" planing width removes approximately 1/64" with each pass.
- Features a 90 and 45 degree edge guide.
- For use with the 400 Series, Dremel 4000 and 8200 Rotary Tools.



WORK STATION™ MODEL 220 - 01

Functions as an articulating drill press that rotates 90°, rotary tool holder, and flex-shaft tool stand.

- Detents click the tool in place in 15° increments from vertical to horizontal.
- "Crow's Nest" provides on-board storage for Dremel accessories.
- Durable, die-cast aluminum base.



FLEX SHAFT ATTACHMENT MODEL 225 - 01

Ideal for hard to reach places and fine detail work.

- Quick connect attach system.
- 36" long cable with new 5" bend radius provides more flexibility.
- Comfort grip hand piece.
- Integrated shaft lock button.
- Holds up to 1/8" shank.
- Works with collet system and Dremel chuck.



SHAPER/ROUTER TABLE MODEL 231

Converts your corded Rotary Tool into a bench mounted wood shaper.

- Features an adjustable fence and large 8" x 6" worktable.
- Slot, groove, sand and trim edges.



PLUNGE ROUTER ATTACHMENT MODEL 335 - 01

Converts your corded Rotary Tool into a plunge router.

- Clear base.
- Two depth stops.
- Includes edge guide and circle guide.
- Rout circles, parallel to edge, signs and inlay work and decorative edges.



TOOLS NOT INCLUDED WITH ATTACHMENTS

ROTARY TOOL ATTACHMENTS



MULTIPURPOSE CUTTING KIT MODEL 565

- Allows for sturdy controlled cuts with maximum visibility.
- Easy depth adjustment. Set to the correct cutting depth for the material you are working on.
- Includes cutting guide, 2 drywall cutting bits for cutting drywall for electrical boxes & air vents.
- Includes 1 multipurpose cutting bit for making cuts in ceiling tile, wood, plastic, fiberglass, drywall, laminate and vinyl siding.



TILE CUTTING KIT MODEL 566

- Allows for sturdy controlled cuts with maximum visibility.
- Easy depth adjustment. Set to the correct cutting depth for the material you are working on.
- Includes cutting guide and tile cutting bit.
- Shape ceramic wall tile around fixtures or plumbing pipes.

Not for use on ceramic floor tile.



GROUT REMOVAL ATTACHMENT MODEL 568

For use on wall and floor grout!

- Multiple slide depth adjustment.
- 30° angle for controlled cutting.
- Guides 180° apart to keep bit centered between tiles.
- Easy screw-on mounting.
- Excellent cutting visibility.
- Includes 1/16" Grout Removal Bit – Model 569. Made of solid carbide, the bit will remove both wall and floor grout.



570 

- Also available: Model 570 1/8" Grout Removal Bit (Not included with 568).



RIGHT ANGLE ATTACHMENT MODEL 575

Enhances the versatility of your Dremel Rotary Tool by allowing you to get into hard-to-reach areas.

- Quick connect system easily attaches to your rotary tool in place of the housing cap, no wrenches required.
- Compact, durable design for those "hard-to-reach" places.



SANDING/GRINDING GUIDE™ MODEL A576

Stabilizes a handheld tool by providing an edge guide or serves as a work platform when the tool is mounted in a secure position.

- Increased control during sanding and grinding applications.
- Platform provides greater stability during edge sanding and sharpening.
- Adjustable depth control for a precise finish.
- Attaches onto a rotary tool in place of its nose piece for quick and easy installation.
- Includes 407 1/2" 60 grit sanding drum, 932 aluminum oxide grinding stone and instructions.



DETAILER'S GRIP MODEL A577

Transfers the weight of the tool to the palm of your hand for improved tool balance and control.

- Offers enhanced grip and comfort for detailed applications.
- Provides optimal tool control when precision is required.
- Attaches onto a rotary tool in place of its nose piece for quick and easy installation.
- Includes 107 engraving cutter and tracing stencil.



TOOLS NOT INCLUDED WITH ATTACHMENTS

MINI SAW ATTACHMENT MODEL 670

Works great on wood and all wood-like materials.

- Make clean, straight perpendicular cuts up to 1/4" thick.
- Quick connect system attaches to your rotary tool in seconds.
- Includes blade.



RIP CROSSCUT BLADE MODEL 546

- Long-lasting steel blade.
- 1-1/4" diameter, 48 teeth.
- One blade per package.
- For use with Mini Saw Attachment only.



MULTI-VISE™ MODEL 2500 - 01

Gets a Grip on Anything, Anywhere!

- Portable vise holds work piece for projects such as woodworking, home projects, crafts and hobbies.
- Clamps to any work surface up to 2-1/2" thick.
- Rotates 360° and tilts 50° allowing user to lock the workpiece in any position.
- Tool holder turns Dremel Rotary Tools into a stationary sander, grinder or polisher.
- Removable clamping jaws creates a stand-alone bar clamp.



CIRCLE CUTTER AND STRAIGHT EDGE GUIDE MODEL 678 - 01

The simple way to cut circular holes in many types of materials. Convenient measurement guides in both inches and centimeters, so you can cut out the right-sized circle every time.

- Makes circles from 3/4" -12" (1.9-30 cm).
- Attaches quickly and easily without tools.
- Depth adjustment allows easy setting of the correct cutting depth.
- Straight Edge Guide allows routing or cutting in a straight line.
- Includes 1/8" Multipurpose Cutting Bit – Model 561 (see p. 32).



LAWN MOWER, GARDEN TOOL, AND CHAIN SAW SHARPENING KIT MODEL A679 - 02

The Dremel chain saw sharpening attachment as well as the Dremel lawn mower and garden tool sharpening attachment are included together in one kit for your convenience.

- Guide provides optimum sharpening angle.
- Sharpens all rotary lawn mower blades.
- Easily sharpen the dulllest of chains.



- Garden Tool Sharpening Attachment, Lawn Mower Sharpening Attachment, Chain Saw Sharpening Attachment
- Wrench, Gauge
- 2 Spacers
- Instruction Manual
- 4 Sharpening Stones Nos. 453, 454, 455, (see p. 28) and 932 (see p. 29)



CHAIN SAW SHARPENING ATTACHMENT MODEL 1453

Easily sharpen the dulllest of chains.

- Sharpening Attachment
- Gauge
- 2 Spacers
- 3 Sharpening Stones Nos. 453, 454 and 455 (see p. 28)
- Wrench
- Instruction Manual



LAWN MOWER & GARDEN TOOL SHARPENER MODEL 675

The fastest, easiest, safest way to sharpen your lawn mower blade and other garden tools.

- Guide provides optimum sharpening angle.
- Sharpens most rotary lawn mower blades.
- Long-wearing ABS plastic material.
- Includes grinding stone, #932 (see p.29).



TOOLS NOT INCLUDED WITH ATTACHMENTS

ROTARY TOOL ACCESSORIES



CARVING/ENGRAVING


CARVING SOFT MATERIALS



HIGH SPEED CUTTERS High speed cutters can be used for shaping, hollowing, grooving, slotting, making tapered holes in soft metals, plastics and woods. # 199 cutter can be used to make small slits.



1/8"
3,2 mm



STRUCTURED TOOTH TUNGSTEN CARBIDE CUTTERS Fast-cutting sharp teeth for greater material removal. Use on fiberglass, wood, plastic, epoxy, rubber, laminates, particle board and ceramic tile.



1/8"
3,2 mm



CARVING/ENGRAVING

CARVING HARD MATERIALS

TUNGSTEN CARBIDE CUTTERS Use for shaping, smoothing and material removal. Use on hardened steel, stainless steel, cast iron, nonferrous metals, fired ceramics, plastics, hardwoods and other hard materials. Not for use with floor tile.



1/8"
3,2 mm




ENGRAVING SOFT MATERIALS



ENGRAVING CUTTERS Quality cutters for detail engraving, carving, routing in wood, fiberglass, plastic and soft metals.



3/32"
2,4 mm




ENGRAVING HARD MATERIALS

DIAMOND WHEEL POINTS For fine detail work, engraving, carving, touch-up and finishing. Use on wood, jade, ceramic, glass, hardened steel, semi precious stones and other hard materials. Bits are covered with diamond particles.



3/32"
2,4 mm



ROTARY TOOL ACCESSORIES

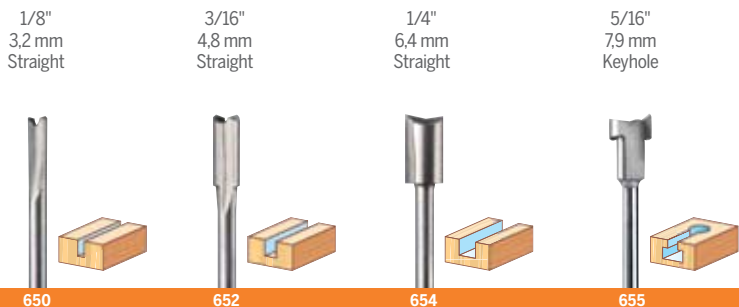
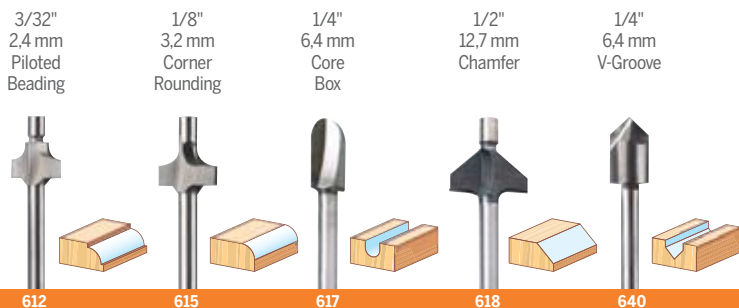


ROUTING

ROUTER BITS For routing, inlaying, and mortising in wood and other soft materials. Use with Dremel # 330 Router Attachment, # 335 Plunge Router Attachment, and # 231 Shaper/Router Table. Made of high speed steel.



1/8"
3,2 mm



GRINDING/SHARPENING

GRINDING/SHARPENING FERROUS MATERIALS



1/8"
3,2 mm

CHAIN SAW SHARPENING STONES – 453, 454, 455

Precision-ground for quick, easy sharpening of chain saw blades. Each package contains 2 stones.

ALUMINUM OXIDE ABRASIVE WHEEL – 500 Perfect for cleaning, de-burring, removing rust, and polishing of most metals, including stainless steel.

ALUMINUM OXIDE ABRASIVE POINT – 516 Abrasive point is great for finishing work and light de-burring. It can be used for paint and rust removal without removing any of the base material.

ALUMINUM OXIDE GRINDING WHEEL – 541 Use for de-burring, rust removal and general purpose grinding. 2 Per Pack. Use 541 with Mandrel 402.

EZ Lock™ 1-1/2" ALUMINUM OXIDE GRINDING WHEEL – EZ541GR
For use with EZ Lock™ mandrel EZ402.



ROTARY TOOL ACCESSORIES



GRINDING/SHARPENING

GRINDING/SHARPENING FERROUS MATERIALS



1/8"
3,2 mm

ALUMINIUM OXIDE GRINDING STONES (ORANGE/BROWN) Use on metals, castings, welded joints, rivets and rust. Ideal for sharpening, de-burring and general purpose grinding of most materials.

7/16" 11,1 mm	3/8" 9,5 mm	5/8" 15,9 mm	3/16" 4,8 mm	3/8" 9,5 mm	1/4" 6,4 mm
911	932	941	945	952	953
5/8" 15,9 mm	1/8" 3,2 mm	3/16" 4,8 mm	3/8" 9,5 mm	5/8" 15,9 mm	1" 25,4 mm
971	997	8153	8175	8193	8215

GRINDING/SHARPENING NON-FERROUS MATERIALS



1/8"
3,2 mm

SILICON CARBIDE GRINDING STONES (BLUE/GREEN) Designed to work well on stone, glass, ceramics, porcelain and non-ferrous metals.

9/32" 7,1 mm	1/8" 3,2 mm	1/8" 3,2 mm	3/16" 4,8 mm	25/32" 19,8 mm	13/32" 10,3 mm	1/2" 12,7 mm
83142	83322	83702	84922	85422	85602	85622



CUTTING



EZ Lock™



Faster Accessory Changes – Easy As 1, 2, 3

Pull – Twist – Release



EZ Lock™ STARTER KIT – EZ406 Includes 1 EZ Lock™ mandrel and 5 reinforced cut-off wheels.

EZ Lock™ 1-1/2" THIN REINFORCED CUT-OFF WHEEL – EZ409 For use with EZ Lock™. Reinforced cut-off wheels for cutting metal. 2X more cuts compared with 409. 5pc.

EZ Lock™ 1-1/4" REINFORCED CUT-OFF WHEEL – EZ426CU For use with EZ Lock™. Reinforced cut-off wheels for cutting metal. 2X more cuts compared with 420. 3pc.

EZ Lock™ 1-1/2" REINFORCED CUT-OFF WHEEL – EZ456 For use with EZ Lock™. Reinforced cut-off wheels for cutting metal. 2X more cuts compared with 426. 5pc.

EZ Lock™ 1-1/2" REINFORCED CUT-OFF WHEEL BULK PACK – EZ456B For use with EZ Lock™. Reinforced cut-off wheels for cutting metal. 12pc. Bulk pack.

EZ Lock™ 1-1/2" REINFORCED CUT-OFF WHEEL – EZ476 For use with EZ Lock™. Reinforced cut-off wheel makes clean cuts in plastic. 5pc.

ROTARY TOOL ACCESSORIES




CUTTING

CUTTING METAL (Limited use on wood and plastic)

CUT-OFF WHEELS – 409, 420, 540 For slicing and cutting metal, wood and plastic. Cut-off wheels make it easy to cut or slot bolts, screws, sheet metal, thin wood and plastic. The cut-off wheel cuts only along its edge. Do not attempt to sand or cut curved holes with them. Use with mandrel 402.

FIBERGLASS REINFORCED CUT-OFF WHEELS – 426, 456 Use with mandrel 402. 456 package includes a washer set only used with 456. Mandrel 402 is sold separately.

15/16" 23,8 mm .025" thick 36 per pack	15/16" 23,8 mm .040" thick 20 per pack	1-1/4" 31,8 mm .0625" thick 5 per pack	1-1/4" 31,8 mm .045" thick 5 per pack	1-1/2" 38,1 mm .045" thick 10 per pack	Cut-off wheel dispenser 20 per pack
---	---	---	--	---	---



CUTTING WOOD

CARBIDE CUTTING/SHAPING WHEEL – 543 For cutting and shaping on soft and hard woods, fiberglass, plastics and laminates. Do not use on metal. Mandrel included. Thickness .070" (1,8 mm).

EZ Lock™ 1-1/2" CARBIDE CUTTING WHEEL – EZ544 For use with EZ Lock™.

RIP/CROSSCUT BLADE – 546 For use with Mini Saw Attachment 670 only (page 23). Thickness .023" (0,6 mm).



1/8"
3,2 mm



CUTTING

CUTTING HARD MATERIALS

DIAMOND WHEEL – 545 Great for cutting, sawing and carving of hard materials such as marble, concrete, brick, porcelain, ceramics, hard epoxy, soft and hard wood. Mandrel 402 is included. Thickness .023" (0,6 mm). Do not run in excess of 20,000 RPM.

EZ Lock™ 1-1/2" DIAMOND WHEEL – EZ545 For use with EZ Lock™. Diamond cutting wheel makes clean cuts in hard materials.



1/8"
3,2 mm

DRYWALL, MULTIPURPOSE, TILE AND GROUT ACCESSORIES

DRYWALL CUTTING BIT – 560* Gives you fast clean cuts in drywall.

MULTIPURPOSE CUTTING BIT – 561* Cuts hardwood up to 3/8" and softwood up to 5/8". Also cuts plastic, fiberglass, drywall, laminate, aluminum & vinyl siding.

TILE CUTTING BIT – 562* Cuts ceramic wall tile, cement board, and plaster. (Not for use on floor tile.)

CARBIDE GROUT REMOVAL BITS – 569 AND 570† Ideal for replacing wall and floor grout or removing grout to replace broken tiles.

* Use with cutting guide (page 21).

† Use with grout removal guide (page 21).



1/8"
3,2 mm

ROTARY TOOL ACCESSORIES



CLEANING/POLISHING

POLISHING ACCESSORIES – 414, 422, 429 Ideal for polishing metals and plastics. Using polishing compound # 421 with wheels produces a high luster. Use 414, 422 and 429 with Mandrel 401.



1/8"
3,2 mm

POLISHING CLOTH – 423E Made to take a smooth finish and polish it to a high luster. Use with either EZ402, or with 402. Mandrels sold separately.

POLISHING COMPOUND – 421 Use with felt or cloth accessories to polish metals and plastics. Compound will remove a dull oxidized film and/or light surface imperfections. A solid compound.

EMERY IMPREGNATED POLISHING WHEEL – 425 Ideal for general polishing of most ferrous metal, stone, glass and ceramic. Use 425 with mandrel 402.

RUBBER POLISHING POINTS – 461, 462, 463 Blue points for finishing and polishing all ferrous metals. Removes small burrs and scratch marks left by grinding and sanding, and cleans and defines grooves. Also effective on many stones and ceramics.

Felt 1/2" dia.
6 per pack

Felt 3/8" dia.

Felt 1" dia.

Cloth 1" dia.



414



422



429



423E



421



425



3/32"
2,4 mm

1/4"
6,4 mm



461

1/4"
6,4 mm



462

1/4"
6,4 mm



463



CLEANING/POLISHING

POLISHING WHEEL – 520 Use for light stock removal and high luster polishing of metals and hard plastics. The wheel is impregnated with a silicon carbide abrasive and lubricant, eliminating the need for polishing compound.



1/8"
3,2 mm

ABRASIVE BRUSH – 538 Dremel's strongest and longest lasting brush. Extra-thick nylon bristles are coated with an abrasive grit for material removal on the toughest jobs. Use for de-burring metal or wood and for removing rust and paint. Do not run brush in excess of 20,000 RPM.

BRISTLE BRUSHES – 403, 404, 405 Use for light de-burring, cleaning, polishing of silverware, jewelry and other precious metals; can use with polishing compound.

CARBON STEEL BRUSHES – 428, 442, 443 Versatile brush for removing rust and corrosion, polish metal surfaces. De-burr and blend surface junctures, clean electrical components.

STAINLESS STEEL BRUSHES – 530, 531, 532 Stainless steel brushes do not cause "after-rust" when used on corrosive-resistant materials like pewter, aluminum and stainless steel.

BRASS BRUSHES – 535, 536, 537 Brass brushes are non-sparking and softer than steel. They will not scratch soft metals like gold, copper, brass.

Do not run brushes in excess of 15,000 RPM.



ROTARY TOOL ACCESSORIES



SANDING

DETAIL ABRASIVE BRUSHES – EZ471SA, EZ472SA, EZ473SA Great for detail cleaning and light sanding. Use on metal, glass, wood, aluminum and plastics. Use with either EZ402, or 402. Mandrels sold separately. Not to be used in excess of 15,000 RPM.

FINISHING ABRASIVE BUFFS – 511E, 512E Great for cleaning and light sanding. Use on metal, glass, wood, aluminum and plastics. The 512 fine-grit buff is particularly ideal for removing tarnish from brass. Use 511E and 512E with either EZ402, or 402. Mandrels sold separately. Not to be used in excess of 15,000 RPM.

FLAPWHEELS – 502, 503, 504, 505 Flapwheels grind and polish flat or contoured surfaces. They are used most effectively as a finishing sander after heavier surface sanding and material removal is completed.

CARBIDE SHAPING WHEEL – 801 A powerful shaping tool that quickly and efficiently removes material. Easily creates compound curves and works on a variety of materials including woods, fiberglass, laminates, plastic, and leather. Mandrel included.



1/8"
3,2 mm



SANDING

SANDING BANDS – 407, 408, 430, 431, 432, 438, 445, 446 For rough shaping and smoothing wood and fiberglass; removing rust from metal surfaces; shaping rubber surfaces. Sander bands are easily replaceable on drums, and are available in packages of 6 each.

EZ DRUM SANDING MANDREL – EZ407SA Resilient rubber sleeve forms around 4 tabs to keep accessory secure. Contoured collar holds entire assembly in place. Currently sold with one sanding band. More accessories to come!

SANDING DISCS – 411, 412, 413, EZ411SA, EZ412SA, EZ413SA For rough shaping and smoothing wood and fiberglass; removing rust from metal surfaces; shaping rubber surfaces. Use 411, 412 and 413 with mandrel 402. 36 pieces per pack. Use EZ411SA, EZ412SA and EZ413SA with either mandrel EZ402, or 402. 5 pieces per pack.




1/8"
3,2 mm

EZ Lock™ COMPATIBLE			EZ Lock™ COMPATIBLE		
EZ471SA	EZ472SA	EZ473SA	511E	280	512E
Grit: 36 Coarse	Grit: 120 Medium	Grit: 220 Fine	Grit: 180 Coarse	Grit: 280 Medium	Grit: 320 Fine
3/8" 9,5 mm	3/8" 9,5 mm	3/16" 4,8 mm	3/16" 4,8 mm	1-1/4" 31,8 mm	
502	503	504	505	801	
Grit: 80	Grit: 120	Grit: 80	Grit: 120	Grit: 60	

EZ Lock™ COMPATIBLE		EZ Lock™ COMPATIBLE		EZ Lock™ COMPATIBLE	
1/4" diameter		1/2" diameter		3/4" diameter	
430	431	438	446	407	EZ407SA
Grit: 60	Grit: 120	Grit: 240	Grit: 60	Grit: 120	Grit: 240
411	412	413	EZ411SA	EZ412SA	EZ413SA
Grit: 180 Coarse	Grit: 220 Medium	Grit: 240 Fine	Grit: 60 Coarse	Grit: 120 Medium	Grit: 240 Fine

ROTARY TOOL ACCESSORIES



MISCELLANEOUS

MISCELLANEOUS MANDRELS AND COLLETS

MANDREL – 401 Use with 414, 422 and 429.

MANDREL – 402 Use with 409, 411, 412, 413, 420, 423E, 425, 426, 429, 456, EZ471SA, EZ472SA, EZ473SA, 511E, 512E, 540, and 541.

EZ Lock™ MANDREL – EZ402 Use with EZ407SA, EZ409, EZ426CU, EZ456, EZ411SA, EZ412SA, EZ413SA, EZ471SA, EZ472SA, EZ473SA, EZ476, 423E, 511E, 512E, , EZ541GR, EZ544 and EZ545.

DREMEL CHUCK – 4486 This chuck allows you to quickly and easily change accessories on Dremel Rotary Tools without changing collets. Accepts accessories with 1/32" - 1/8" shanks. Use with rotary tool models 100, 200, 275, 285, 300, 3000, 395, 398, 400, 4000, 750, 770, 780, 800 and 8200. Also use with Dremel attachments 212, 225, 575, and 961.

QUICK CHANGE COLLET NUT SET – 4485 Includes Collet Nut and 4 Collets. For use with all Rotary Tools except models 1, 2 & 260, 270, 280 series 1 or earlier. Collets also available separately.



MISCELLANEOUS CARBON MOTOR BRUSHES



BRUSH	TOOLS	TYPE	BRUSH	TOOLS	TYPE
90826*	260		90930-04	100, 200, 275, 285, 300, 395, 595 & 3000	4, 5, & 6
90827*	270, 280, 370 & 380		90930-04	6000	1 & 2
90828*	232 & 332		90931	398	
90929*	275, 285 & 395	1 & 2	90935	732	
90930*	275, 285, 300, 395 & 595	3, 4, 5 & 6	90936	Advantage 9000	
90930*	6000	1 & 2	90937	400 XPR™	
			90940	4000	

* Available as service part only.



MISCELLANEOUS

MISCELLANEOUS DRILL BITS

1/8" DRILL – 150 Use with 480 collet. **Available as service part only.**

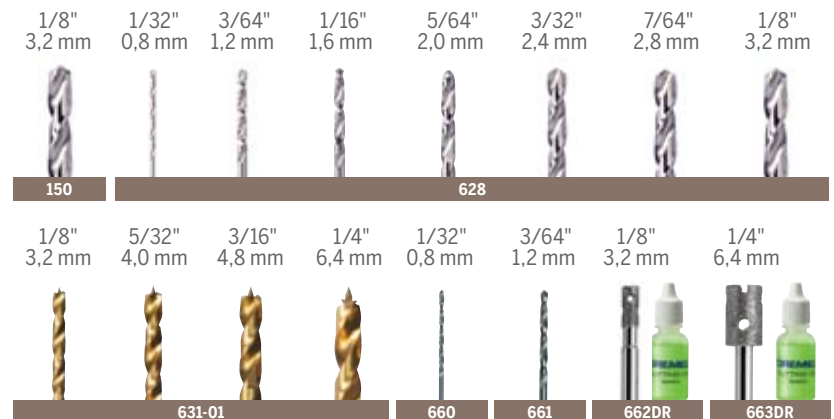
DRILL BIT SET – 628

BRAD POINT DRILL BIT SET – 631-01 Titanium coated brad points stay on center and begin drilling immediately. For use on wood. Use with 480 collet.

1/32" DRILL – 660 4 pc. per pack. Use with 483 collet.

3/64" DRILL – 661 4 pc. per pack. Use with 482 collet.

GLASS DRILLING BITS – 662DR, 663DR Diamond tipped drill bits for use on glass and ceramic wall tile. Lubricant included. Use with 480 collet.



MISCELLANEOUS OTHER

3/8" x 1" DRESSING STONE – 415 Clean grinding wheels. Shape or reshape for desired applications. **Available as service part only.**

WRENCH – 90962 For ease of changing bits.



90962 415

MINI ACCESSORY KITS

CLEANING/POLISHING KIT – 684-01

Polish a variety of materials to a high luster, clean those tough-to-reach areas, plus a whole lot more!

20 ASSORTED ACCESSORIES

- Cleaning/Polishing - 403, 404, 405, 414 (x6), 421, 422, 425 (x2), 428, 429 (x3), 520
- Miscellaneous - 401, 402



EZ LOCK™ SANDING/POLISHING KIT –

EZ684-01 Polish a variety of materials to a high luster, clean those tough-to-reach areas, remove rust, plus a whole lot more!

7 ASSORTED ACCESSORIES

- Cleaning/Polishing - 423E, 421
- Sanding - EZ471SA, EZ472SA, 511E, 512E



SANDING/GRINDING KIT – 686-01 Sharpen lawn tools, remove rust, sand down a sticking door, and engrave on glass, plus a whole lot more!

31 ASSORTED ACCESSORIES

- Grinding/Sharpening - 932, 8193, 84922, 85422
- Cutting - 426
- Sanding - 407, 408 (x4), 432 (x4), 412 (x15), 511
- Miscellaneous - 402



EZ LOCK™ SANDING/GRINDING KIT –

EZ686-01 Contains all of the sanding and grinding products a consumer needs.

18 ASSORTED ACCESSORIES

- Grinding - 952, 84922, EZ541GR
- Cutting - 426
- Sanding - EZ407SA, 408 (x3), 432 (x3), EZ411SA (x2), EZ412SA (x2), EZ413SA (x2)
- Miscellaneous - EZ402



GENERAL PURPOSE KIT – 687-01 Everything you need to cut, carve, sand, grind, clean, and polish, plus a whole lot more!

52 ASSORTED ACCESSORIES

- Carving/Engraving - 194
- Grinding/Sharpening - 952, 85422
- Cutting - 409 (x36), 426
- Cleaning/Polishing - 414 (x2), 421, 428, 429 (x2)
- Sanding - 407, 408, 432 (x2)
- Miscellaneous - 401, 402



EZ LOCK™ CUTTING KIT – EZ688-01

Reslot a screw, cut conduit, sheet metal, rusted hose clamps, plus a whole lot more!

11 ASSORTED ACCESSORIES

- Cutting - EZ409 (x3), EZ456 (x4), EZ476 (x3)
- Miscellaneous - EZ402



CUTTING KIT – 688-01 Reslot a screw, cut conduit, sheet metal, rusted hose clamps, plus a whole lot more!

69 ASSORTED ACCESSORIES

- Cutting - 409 (x36), 420 (x24), 426 (x3), 540 (x5)
- Miscellaneous - 402



EZ LOCK™ CUTTING KIT – EZ688-01 Reslot a screw, cut conduit, sheet metal, rusted hose clamps, plus a whole lot more!

11 ASSORTED ACCESSORIES

- Cutting - EZ409 (x3), EZ456 (x4), EZ476 (x3)
- Miscellaneous - EZ402



CARVING/ENGRAVING KIT – 689-01

Carve intricate details, etch glass, stoneware, terracotta, plus a whole lot more!

11 ASSORTED ACCESSORIES

- Carving/Engraving - 105, 106, 107, 108, 7103, 7134
- Grinding/Sharpening - 83142, 83322, 83702, 84922
- Miscellaneous - 481



SUPER ACCESSORY KIT – 709-01 This versatile and re-usable accessory kit includes everything you need to cut, grind, sand, polish, drill, sharpen, clean and more.

110 ASSORTED ACCESSORIES

- Carving/Engraving - 191
- Grinding/Sharpening - 952, 953, 83142, 84922
- Cutting - 409 (x12), 420 (x12), 426, 540
- Cleaning/Polishing - 405, 414 (x4), 421, 422, 428, 429 (x4)
- Sanding - 407, 408 (x6), 432 (x6), 430, 431 (x6), 438 (x6), 411 (x12), 412 (x12), 413 (x12), 511E
- Miscellaneous - 401, 402, 415, 90962



ROUTER BIT KIT – 692 For routing, inlaying and mortising in wood and other soft materials. Use with #330 Router Attachment, #335 Plunge Router Attachment, and #231 Shaper/Router Table.

6 ASSORTED ACCESSORIES

- Routing - 612, 615, 617, 618, 650, 654



ALL-PURPOSE ACCESSORY KIT – 710-02 This versatile and re-usable accessory kit includes everything you need to cut, grind, sand, polish, drill, sharpen, clean and more.

160 ASSORTED ACCESSORIES

- Carving/Engraving - 191
- Grinding/Sharpening - 8193, 83142
- Cutting - EZ409, EZ456, EZ476, 540
- Cleaning/Polishing - 414 (x5), 421, 423E, 428, 429 (x4)
- Sanding - 407, 408 (x15), 432 (x15), 430, 431 (x15), 438 (x15), 411 (x24), 412 (x24), 413 (x24), 511E, 512E
- Miscellaneous - 401, 402, EZ402, 90962



OSCILLATING TOOLS



DREMEL®
THE MAKERS OF VERSATILE
TOOL SYSTEMS™

WHAT IS AN OSCILLATING TOOL?

Multi-Max™ Oscillating tools like rotary tools use a variety of accessories to accomplish a wide range of DIY tasks for repair, remodeling and restoration. However, rather than spin like a rotary tool, Multi-Max™ oscillating tools use rapid side- to-side motion to cut, scrape, sand, remove grout, grind and more. You can rest assured that a Dremel Multi-Max™ oscillating tool will help you get the job done with superior versatility, durability, and control.



DREMEL® MULTI-MAX™ MM40

Repair. Remodel. Restore. *Faster.*™



Limited
Warranty



High Performance, 2.5 Amp Motor

For the most demanding applications.

10,000-21,000/Min Speed Range

For optimal performance in a variety of materials.

Up Front On/Off Switch

For one-handed use and retains speed setting.

7 Foot Rubber Cord

For a wide working range.

Ergonomically Optimized Soft Grip

For comfort and control.



Quick Fit™ Accessory Interface System

For fast and easy accessory changes.



For tool-less and secure accessory changes.

Unlock - Insert - Lock



MULTI-MAX™ KIT MM40-01

- Dremel Multi-Max MM40 tool
- Storage Case

20 ASSORTED ACCESSORIES

- Cutting - MM480, MM482, MM450
- Scraping - MM600
- Sanding - MM11, MM70W (x10), MM70P (x5)



CORDED OSCILLATING TOOLS



DREMEL® MULTI-MAX™ MM20

Repair. Remodel. Restore.™

2
YEAR

Limited
Warranty



High Performance 2.3 Amp Motor

Easily tackles the toughest applications.

10,000-21,000/Min Speed Range

For optimal performance in a variety of materials.

Up Front On/Off Switch

For one-handed use and retains speed setting.

7 Foot Rubber Cord

For a wide working range.

Ergonomically Optimized Soft Grip

For comfort and control.

Compact Design

Provides easy access to tight areas.



The Dremel® Multi-Max™ Oscillating Tool System offers remodeling enthusiasts a versatile and effective multitasking tool. With fast side-to-side motion, the Multi-Max can take on a variety of projects that involve repair, remodeling or restoration.

MULTI-MAX™ KIT MM20-01

- Dremel Multi-Max MM20 tool
- Storage Case

8 ASSORTED ACCESSORIES

- Cutting - MM480
- Scraping - MM610
- Sanding - MM11, MM70W (x5)



CORDLESS OSCILLATING TOOLS



CORDLESS DREMEL® MULTI-MAX™

Repair. Remodel. Restore. **Unplugged.™**

2
YEAR

Limited
Warranty



High Performance Motor

Cuts through a 1-1/4" oak door jamb.

Separate On/Off Switch

Maintains a previously selected speed setting.

Variable Speed 3,000-21,000 Oscillations Per Minute (OPM)

For a variety of applications.

Ergonomic Grip

Allows for comfort and control.

Soft-Start Feature

Provides smooth starts.

Compact Design

Provides access in tight areas.

POWERED BY
12V MAX
LITHIUM-ION

QUICK FIT™
ACCESSORIES



CORDLESS MULTI-MAX™ KIT 8300-01

- Cordless Dremel Multi-Max 8300 Tool
- 1-Hour Battery Charger
- 12V^{MAX} Lithium-Ion Battery Packs (2)
- Deluxe Storage Case



6 ASSORTED ACCESSORIES

- Cutting - MM440, MM450
- Sanding - MM11, MM70W (x3)

CORDLESS 12V^{MAX} HIGH PERFORMANCE OSCILLATING TOOL ACCESSORIES

12V^{MAX} 1-Hour Lithium-Ion
Battery Pack



875

12V^{MAX} 1-Hour Lithium-Ion
Battery Charger



876

OSCILLATING TOOL ACCESSORIES



DREMEL® MULTI-MAX™

CUTTING

Flush cut a baseboard to install new flooring or cut out drywall to install a new light switch. Choose from 11 blades to accomplish a variety of tough cuts.

3/8" Wood
Flush Cut Blade



MM411

3/4" Wood,
Metal & Plastic
Flush Cut Blade



MM422

3/4" Wood Flush
Cut Blade



MM440

3" Wood & Drywall
Saw Blade



MM450

3" Wood
& Metal
Saw Blade



MM452

1-1/8"
Wood Flush
Cut Blade



MM460

1-1/8" Wood
& Metal Flush
Cut Blade



MM462

3/4"
Wood Flush
Cut Blade



MM470

3/4" Wood
& Metal



MM472

1-1/4" Wood
Flush Cut Blade



MM480

1-1/4" Wood & Metal
Flush Cut Blade



MM482



Bulk Packs - 3 per pack



MM422B (x3)



MM440B (x3)



MM450B (x3)



MM472B (x3)



MM491

3-Pack Cutting Assortment
(MM440, MM450, MM422)


MULTI-FLEX ACCESSORIES

Multi Flex
Bracket




MM721 (3)

Multi-Flex™
Spiral Blade



MM720

Multi-Flex™
Saw Blade



MM722 (3)

Multi-Flex
Carbide Blade



MM723

6-Piece Multi-Max Cutting Kit
MM300, MM462, MM470, MM450 (3)



MM386

5-Piece Multi-Max Cutting Kit
MM422, MM440, MM450 (3)



MM385-01

OSCILLATING TOOL ACCESSORIES




DREMEL® MULTI-MAX™

GRINDING

Prepare surfaces for ceramic floor tile replacement. Use the diamond paper to remove cement, plaster, and thin-set mortar. Use the carbide rasp to grind and shape flat surfaces, cement, tile adhesives, stone and rasp wood.

60 Grit
Diamond Paper



MM900

Carbide
Rasp



MM920

SANDING

Restore windows, make stuck doors work, and remove rust from metal. Available in assorted grit for sanding bare or painted wood and metal.

Sanding Sheets - Paint

6 per pack:
80(2), 120(2),
240(2) Grit

18 per pack:
80(6), 120(6),
240(6) Grit

Sanding Sheets - Wood

6 per pack:
60(2), 120(2),
240(2) Grit

18 per pack:
60(6), 120(6),
240(6) Grit

Hook &
Loop Pad



MM70P



MM80P



MM70W



MM80W



MM14

GROUT REMOVAL

Remove wall and floor grout to free a broken tile. Available in a 1/8" size and a 1/16" size.

1/8" Grout
Removal Blade



MM500

1/16" Grout
Removal Blade



MM501



SCRAPING

Use the rigid scraper blade for removing stuck vinyl flooring, carpeting and carpet pad, and the flexible scraper blade for projects such as removing old caulking around the tub or shower.

Rigid
Scraper Blade



MM600

Flexible
Scraper Blade



MM610

ATTACHMENTS

1-3/16" UNIVERSAL ADAPTER - MM300

Adapters allow use of respective Dremel accessories or Bosch accessories on most oscillating tools.



MM300



ASSIST HANDLE - MM820

Only compatible on Multi-Max 6300



MM820

SAW-MAX™ TOOL SYSTEM



DREMEL®
THE MAKERS OF VERSATILE
TOOL SYSTEMS™

WHAT IS A SAW-MAX™ TOOL?

The new Dremel Saw-Max tool is reinventing cutting as we know it. This powerful tool performs smooth, precise cuts through a variety of materials including wood, metal, drywall, plastic, laminate flooring and floor and wall tile. Its compact design, adjustable foot and excellent line of sight make accurate one-handed operation simple. Offering two blade positions and a variety of unique attachments and accessories - this versatile tool system can help you make any straight, plunge, flush, angle or bevel cut.

Cut with Confidence.™

SAW-MAX™ TOOL SYSTEM



DREMEL® SAW-MAX™

Powerful 6 A motor
For tough applications.

Worm Drive Gearing
For durability and power.

Excellent Line of Sight

Versatile Cutting System

For a variety of materials: wood, plastic, metal, tile, masonry.



Adjustable Depth Guide and Plunge Action

For precision and control.

Dust Extraction Port



2
YEAR

Limited Warranty

SAW-MAX™ KIT SM20-02

- SAW-MAX™ SM20 Tool, 2 x 4 Guide,
- Dust Port Adapter
- Storage Case

4 ASSORTED ACCESSORIES

- Cutting - SM500, SM510, SM540, SM600



Plunge Into Material

For clean and precise cuts.



2 CUTTING WHEEL POSITIONS



Interior Position

For standard straight cuts

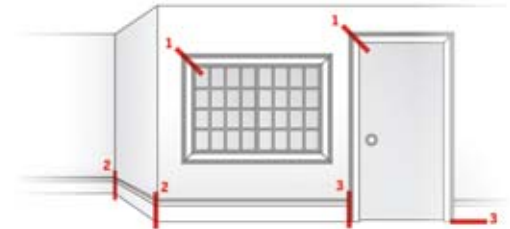


Exterior Position

For flush cuts with SM600

IDEAL FOR TRIMWORK

- 1** Angle cut to create miter joint
- 2** Bevel Cut for Corner Joint
- 3** Straight Cut to Butt Joint Trim at Door Jamb



SAW-MAX™ TOOL SYSTEM



DREMEL® SAW-MAX™

SAW-MAX ACCESSORIES

Dremel Saw-Max tool only uses Dremel Saw-Max accessories.

CUTTING

Multi-Purpose Cutting Blade Metal Cutting Blade Masonry Cutting Blade Tile Cutting Blade Multi-Purpose Flush Cut Blade



SAW-MAX ATTACHMENTS

2 x 4 Guide



SM842

Dust Port Adapter



TRSM810

Straight Edge/
Circle Guide



TRSM800

Miter Guide



SM840

TRIO™ TOOL SYSTEM



DREMEL®

THE MAKERS OF VERSATILE
TOOL SYSTEMS™

WHAT IS A TRIO™ TOOL?

The Dremel Trio allows users to cut, sand, and rout using one multi-purpose tool. Featuring a system of accessories and attachments to increase versatility, Trio users can cut multiple materials including wood, plastic, drywall, sheet metal, wall tile and more without switching tools. The tool's unique, 360-degree cutting technology and plunge-cut ability allows users to make quick and controlled cuts, while its unique, 90-degree pivoting handle facilitates added comfort, control, and accuracy.



DREMEL® TRIO™

Cut. Sand. Rout.™

2
YEAR

Limited
Warranty



**10,000 – 20,000 RPM
Variable Speed Motor**

For greater versatility and optimal control.

90° Pivoting Handle

For superior comfort and control.

Lock-on Button

For comfort during extended use.

Telescoping Foot

For accurate depth control while cutting, sanding and routing.

On Board Dust Extraction Port

To maintain a clean workspace.

Non-marring Base

To protect delicate work pieces.



TRIO™ KIT 6800-02

- Dremel Trio Tool, Compact Depth Guide, Dust Port Adapter
- Storage Case, Manual, Wrench

9 ASSORTED ACCESSORIES

- Cutting - TR563
- Sanding - TR407, TR408 (x2), TR432 (x2), TR445 (x2)
- Routing - TR654



TRIO™ ATTACHMENTS

Straight Edge/
Circle Guide



TRSM800

Compact
Depth Guide



TRSM805

Dust
Port Adapter



TRSM810

TRIO™ TOOL ACCESSORIES



Trio accessories are exclusive to the Dremel Trio tool system and not interchangeable with Dremel rotary tools. Dremel Trio tool only uses Dremel Trio 3/16" shaft accessories.

TRIO™ CUTTING ACCESSORIES

PILOTED CUTTING BIT – TR560 Fast, clean cuts in drywall.

MULTIPURPOSE CUTTING BIT (STEEL) – TR561 Softwood, plywood composites, drywall, acoustic tile, plastic and aluminum.

WALL TILE CUTTING BIT – TR562 Wall tile, plaster, cement board and backer board.

HARDWOOD/SHEET METAL BIT (CARBIDE) – TR563 Wood, plywood composites, laminate/engineered flooring and sheet metal.



TR560

TR561

TR562

TR563

TRIO™ SANDING ACCESSORIES

1/2" SANDING BANDS – TR407, TR408, TR432, TR445 Shape wood and sand edges and curves.



TR407

TR408

TR432

TR445

Grit:

60

120

240




TRIO™ ROUTING ACCESSORIES

STRAIGHT ROUTER BIT KIT – TR750

New!

1/8"
3,2 mm
Straight Router Bit



1/4"
6,4 mm
Straight Router Bit



1/2"
12,7 mm
Straight Router Bit



TR750

STARTER ROUTER BIT KIT – TR770

New!

3/16"
4,8 mm
Beading
Router Bit



1/4"
6,4 mm
Cove
Router Bit



1/4"
6,4 mm
Flush Trim
Router Bit



1/4"
6,4 mm
Chamfer
Router Bit



1/4"
6,4 mm
Roundnose
Router Bit



TR770

SPECIALTY ROUTER BIT KIT – TR780

New!

1/8"
3,2 mm
Roman Ogee
Router Bit



1/8"
3,2 mm
Corner Rounding
Router Bit




1/2"
12,7 mm
V-Groove
Router Bit



3/8"
9,5 mm
Dovetail
Router Bit



1/4"
6,4 mm
Rabbit
Router Bit



TR780

VERSATIP™ MULTIPURPOSE TOOL

DREMEL® VERSATIP™



Multipurpose tool for wood burning, soldering, hot knife cutting of styrofoam and plastics, cutting and fusing rope.

Max. Tip Temp: 1,050° F (565° C) | **Volts:** 110-120V, AC
Watts: 30 | **Tool Length:** 7-3/8" (187,3 mm)
Tool Weight: 2.5 oz. (71 g)

2
YEAR
Limited
Warranty

VERSATIP™ KIT 1550

- VersaTip™ Tool, Tool Stand, Handy Tip Storage Tube
- 5 Tips (470, 471, 473, 474 & 499)



VERSATIP™ ACCESSORIES

Available only through Service Center.

Soldering Tip – 470, General Purpose Tip – 471, Script Tip – 473, Fine Cutting Tip – 474, Hot Knife Tip – 499



470 471 473 474 499

ENGRAVER

DREMEL® ENGRAVER



Identify and personalize your valuables. Use for decorative engraving. Engraves metal, glass, wood, plastic, and ceramics. Holding area allows for extended use. Soft grip adds extra comfort and control.

Motor: 115V, AC/115V, 60Hz. .2 amps/0,2 A
Strokes: 7,200/SPM | **Tool Weight:** 12 oz. (340 g)

2
YEAR
Limited
Warranty

ENGRAVER KIT 290-01

- Engraver Tool, Letter / Number Template
- Carbide Point (9924)



ENGRAVER ACCESSORIES

Carbide Point – 9924 For most applications
Diamond Point – 9929 For continuous use



9924 9929